

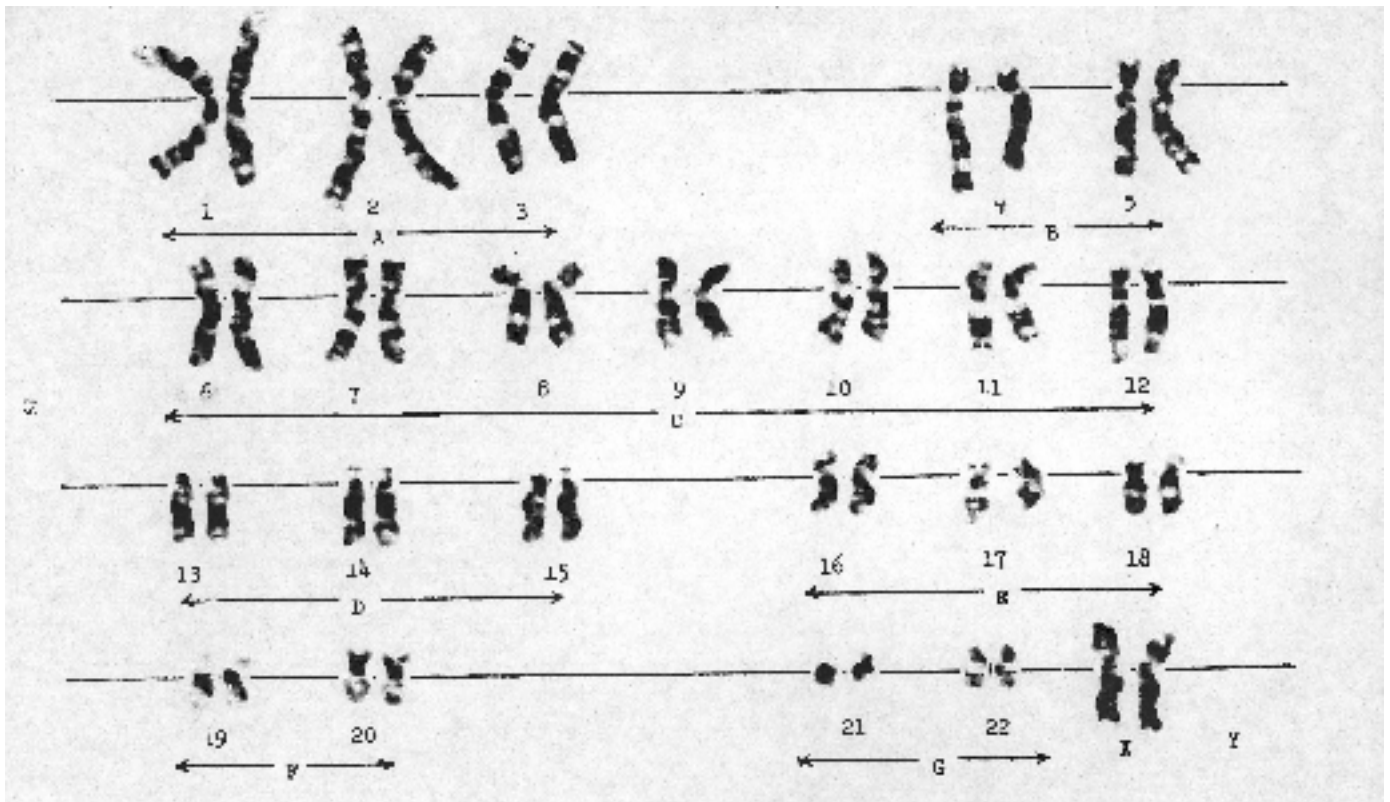
Biology
Karyotype
Worksheet

Name _____ Period _____ Date _____

*****Using the following diagrams please answer the corresponding questions*****

The following diagram is of a set of human chromosomes. This diagram is known as a **KARYOTYPE**. There are several things that can be seen in such a diagram. You will discover these things through the following readings and questions.

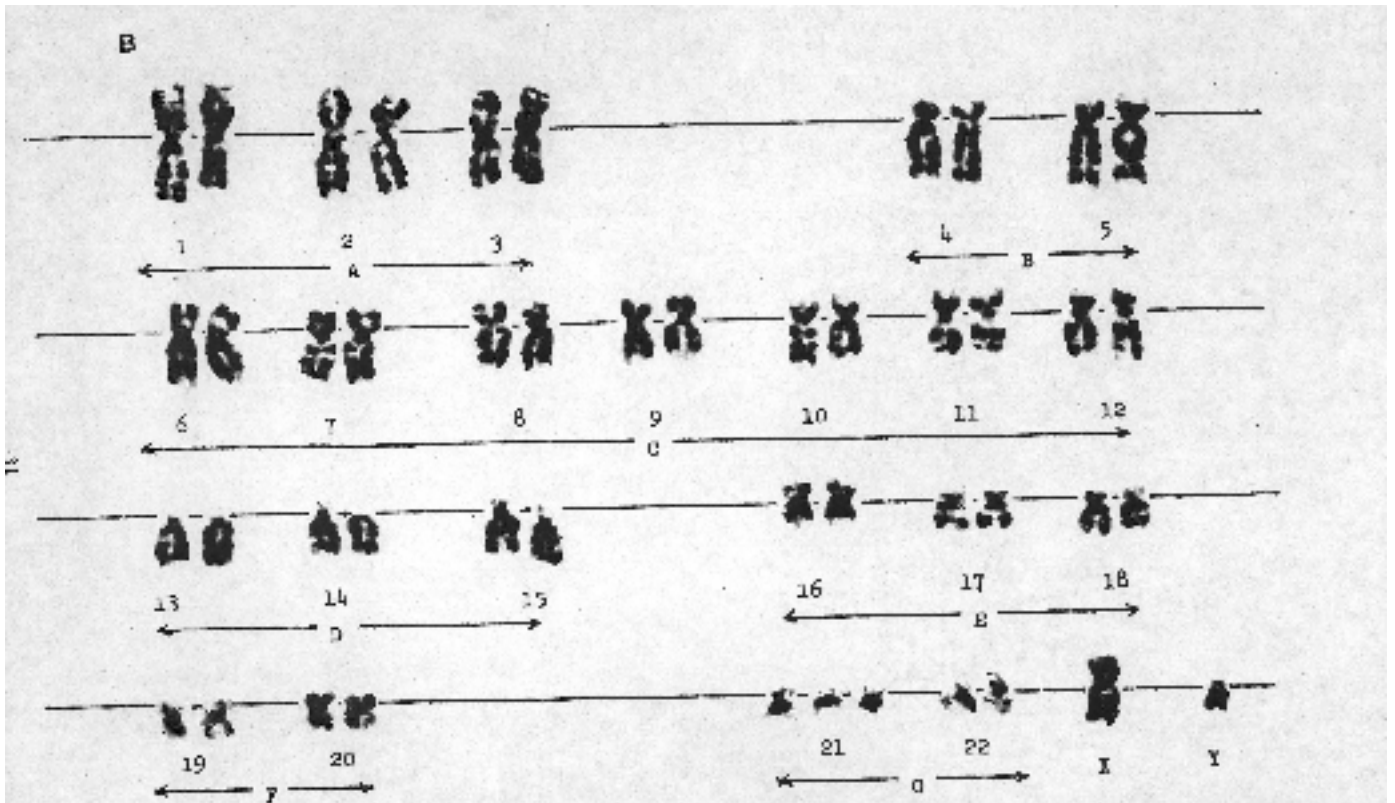
Karyotype A



- 1.) **Karyotype A** is the first set of chromosomes we will look at. Notice that the chromosomes are all paired up. **How many pairs of chromosomes do you see?** _____
- 2.) Looking closer you will see that the pairs of chromosomes are paired according certain likeness among the chromosomes. **List some likenesses that you see among paired chromosomes:**
- 3.) Each karyotype chart also shows some important details about the sex of the organism. **Looking at this particular karyotype chart what is the sex of the organism?** _____
- 4.) The chromosomes in the karyotype also show some light and dark bands. **What do you think these "regions" of light and dark bands are?**
- 5.) If you start with chromosome number 1 and go until chromosome number 22 you will see a trend in size correlation. **What is this trend?**
- 6.) **How do you think this trend affects the number of genes present on any particular chromosome?**
- 7.) Each of the pairs of chromosomes are numbered. **How many pairs of *NUMBERED* chromosomes do you see?**

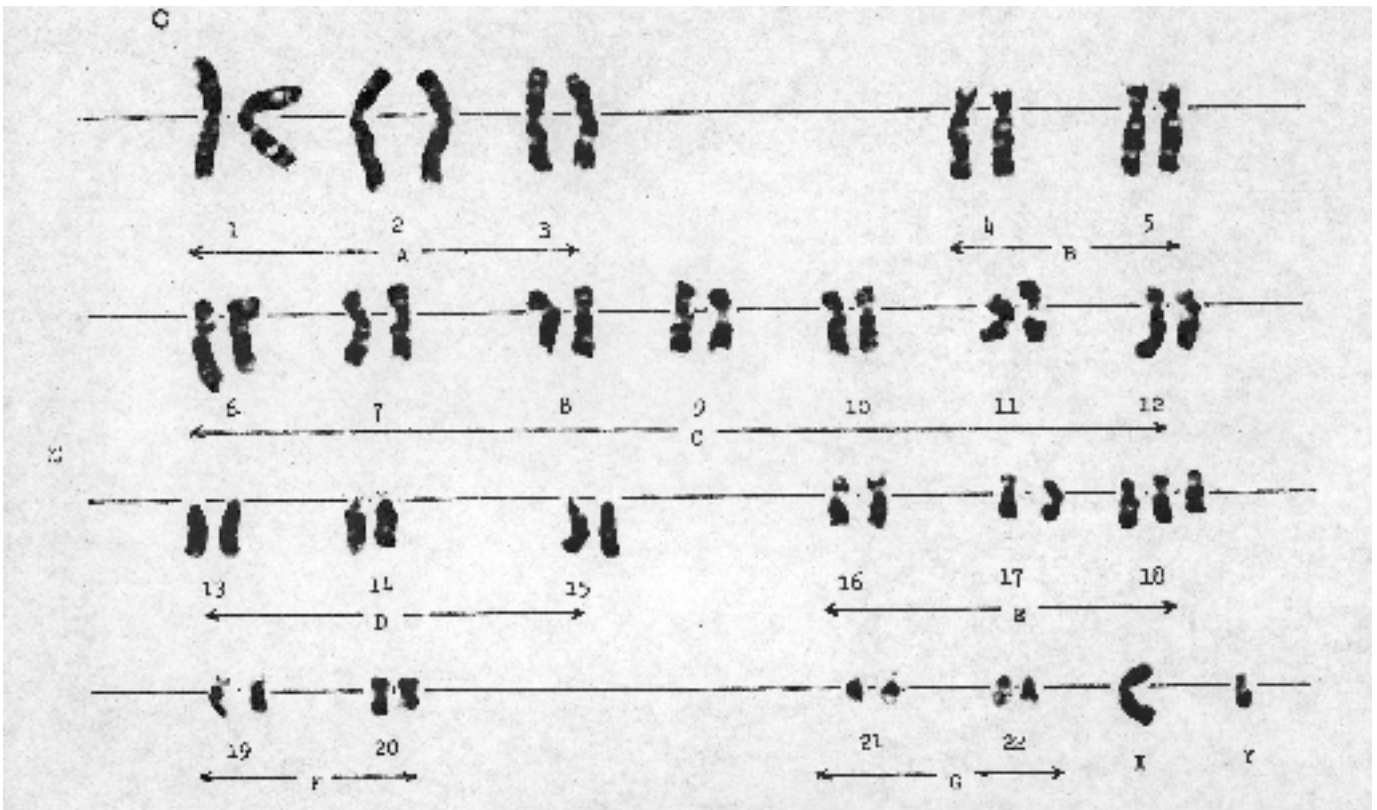
- 8.) What are these **NUMBERED** pairs of chromosomes called?
- 9.) There is a final set of paired chromosomes, these are called **SEX CHROMOSOMES**. What are the **POSSIBILITIES** for sex chromosomes? _____ and _____
- 10.) You will notice that the pairs of chromosomes are categorized in groups. These groups are lettered A---->G. Can you see any reason or trends in the categorization of the chromosomes? If so, what is the trend?
- 11.) Every karyotype is specially named. This naming system is based on three things. One, the number of chromosomes (example: 46). Two, the sex of the organism (example: XX). And, three, any extra chromosomes that would cause a genetic defect (example: +18). What do you expect the name of this particular karyotype to be?

Karyotype B




- 1.) How many pairs of autosomes does this karyotype have? _____
- 2.) How many pairs of sex chromosomes does this karyotype have? _____
- 3.) What do you notice about the X and Y chromosomes?
- 4.) What is the sex of this organism? _____
- 5.) If you look closely at the chromosomes in karyotype B versus karyotype A you see a **HUGE** difference. Can you tell what the difference is? Explain why this phenomenon exists? (Hint: what happens in Prophase I)
- 6.) Looking at **ALL** of the pairs do you see any strange circumstances? What is the special circumstance that you find?
- 7.) What kind of effect do you think this abnormality on chromosome pair #21 will have on the organism?
- 8.) What will you name this karyotype? _____


Karyotype C



- 1.) Had these chromosomes undergone *replication* before they were separated? _____
- 2.) What is the sex of this organism? _____
- 3.) Are there any **TRISOMY'S** (three chromosomes instead of a pair) in this karyotype? _____
If so, which chromosome pair is a trisomy? _____
- 4.) Name this karyotype? _____
- 5.) What would you expect to see in the *number of genes* on chromosome 18?

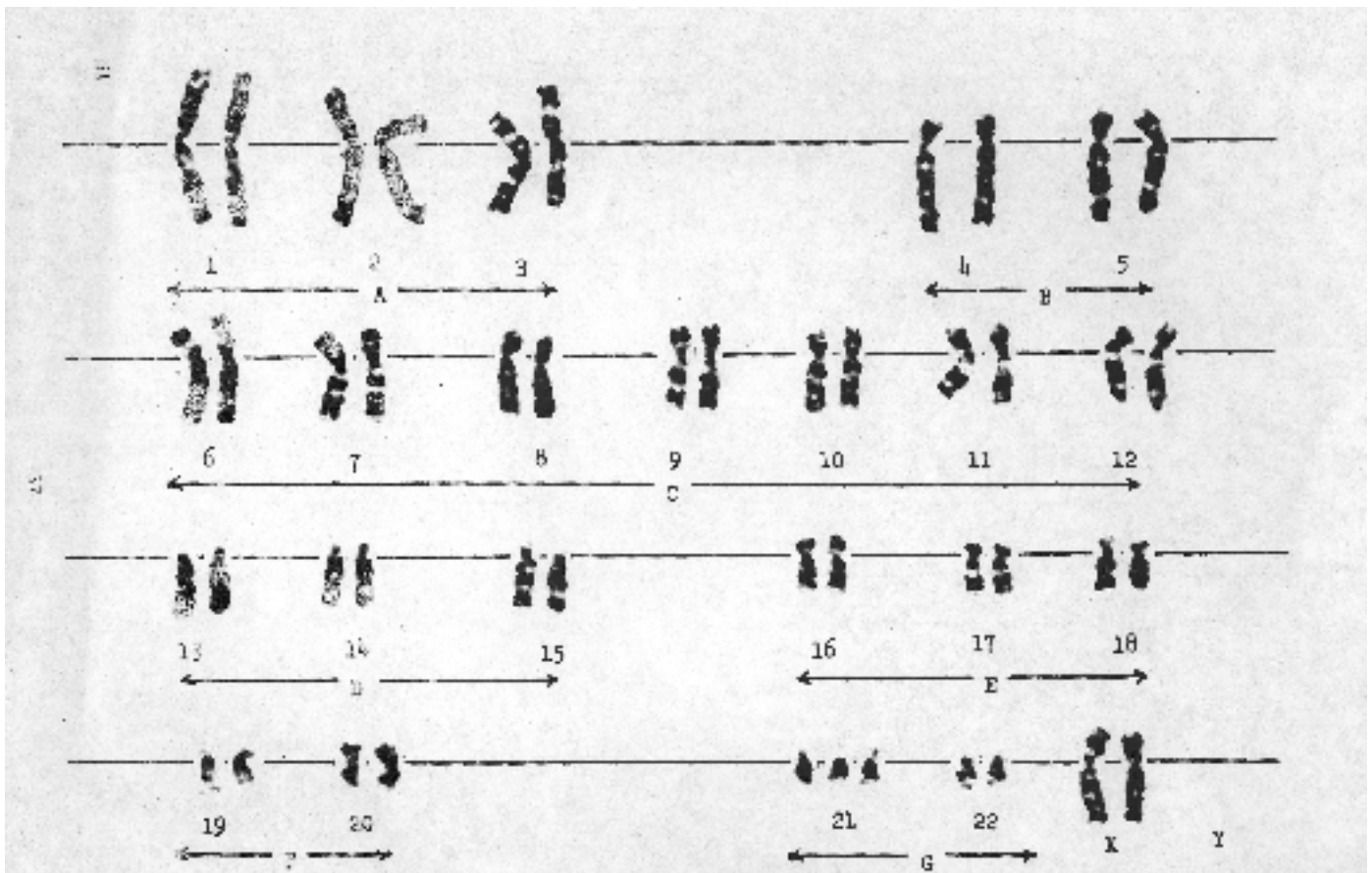
Karyotype D





- 1.) What is the sex of this organism? _____
- 2.) Had these chromosomes undergone *replication* before they were separated? _____
- 3.) Are there any trisomy's or other abnormalities in this organism? _____
- 4.) Would you expect to see a normal or abnormal organism in karyotype D? _____
- 5.) Name this karyotype? _____

Karyotype E



- 1.) What is the sex of this organism? _____
- 2.) Had these chromosomes undergone *replication* before they were separated? _____
- 3.) Are there any trisomy's or other abnormalities in this organism? _____
If so, where? _____
- 4.) Would you expect to see a normal or abnormal organism in karyotype E? _____
- 5.) Name this karyotype? _____